

WIDEX MOMENT™ ITE/ITC

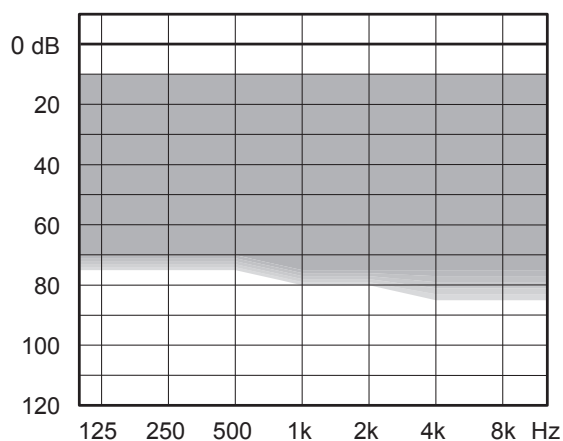


The WIDEX ITE/ITC is based on the WIDEX MOMENT™ family. Built around the WIDEX MOMENT™ platform to deliver better sound via TruAcoustics™ and all on a brand-new chip.

Fitting ITE/ITC is easier than ever before, thanks to TruAcoustics™ giving a more powerful personalised sound.

- Multiple wireless connectivity via WidexLink technology and TONELINK App
- Compatible with the DEX assistive listening devices
- 4 performance levels: 440/330/220/110
- Uses an M-receiver
- Uses a size 312 battery
- Optional volume wheel and/or push button
- Optimized for smallest possible size
- Protection class IP68
- Minimal to severe hearing loss

SUGGESTED FITTING RANGE



STANDARD TECHNOLOGY

- WIDEX MOMENT™ platform with Personal Gain Integrator
- TruAcoustics™ for improved sound and fitting

KEY FEATURES	440	330	220	110
Performance	*****	*****	****	**
Processing and fine-tuning channels	15	12	10	6
TruAcoustics™ with Personal Gain Integrator	•	•	•	•

CONNECTIVITY

WidexLink to DEX assistive listening devices*	•	•	•	•
---	---	---	---	---

APPS FOR iOS AND ANDROID

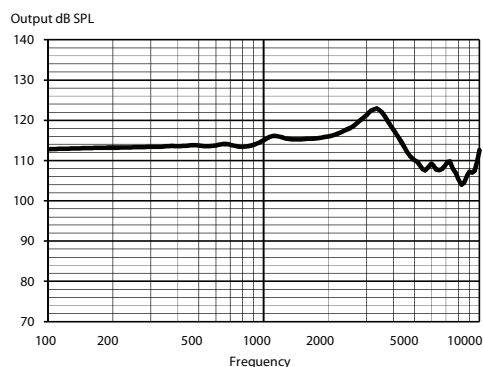
TONELINK App	•	•	•	•
COM-DEX App	•	•	•	•

FEATURES

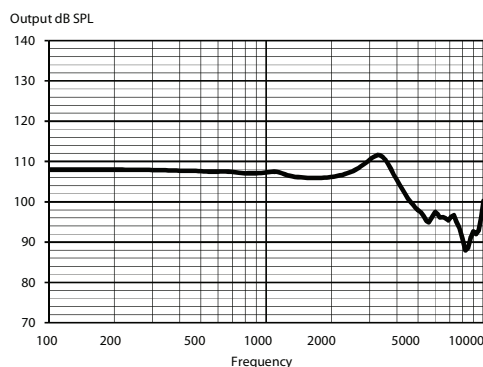
Adaptation manager	•	•	•	•
Fluid Sound Analyser (sound classes)	11 (IE)	7 (IE)	4	3
Programs	5	4	3	3
High-frequency boost	•			
Speech Enhancer RT	RT/IE	IE		
TruSound Softener	•	•	•	
SoundSense Adapt	•	•	•	
Preference Control	•	•	•	•
Soft-level noise reduction	•	•	•	•
Noise Reduction	•	•	•	•
ZEN IE	•	•	•	•
Audibility Extender	•	•	•	•

*Also includes DEX assistive listening devices: TV-DEX, COM-DEX, RC-DEX, FM+ DEX

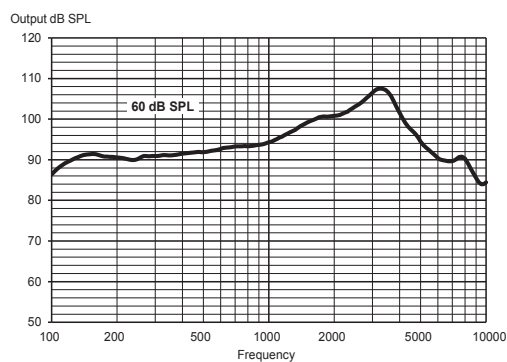
MAXIMUM OUTPUT - EAR SIMULATOR



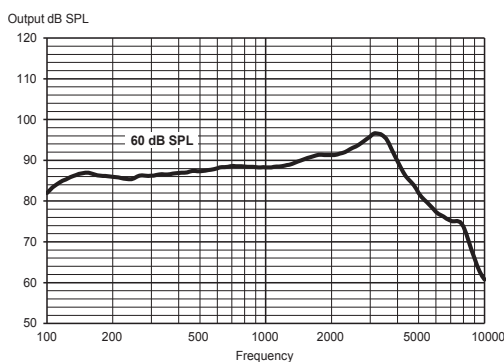
MAXIMUM OUTPUT - 2CC COUPLER



OUTPUT - EAR SIMULATOR



OUTPUT - 2CC COUPLER



Technical data:

Typical data obtained through standard pure tone measurements. Hearing aid set to Compass Reference Test Gain, unless stated otherwise. Measured using a standard ITE coupler without wax guard, and a 5x1.55mm tube. For further information, please contact Widex at global.widex.com

		EAR SIMULATOR IEC 60118-0:1983 + A1:1994	2CC COUPLER IEC 60118-0:2015 , ANSI S3.22-2014
OSPL90	1600 Hz	115 dB SPL	106 dB SPL
	Peak	123 dB SPL	112 dB SPL
	Average	115 dB SPL	107 dB SPL
Acoustic output (Input 60 dB SPL)	1600 Hz	100 dB SPL	91 dB SPL
	Peak	108 dB SPL	97 dB SPL
	Average	96 dB SPL	91 dB SPL
Full-on gain (Input 50 dB SPL, Compass Full-on gain)	1600 Hz	62 dB	54 dB
	Peak	63 dB	56 dB
	Average	61 dB	53 dB
Acoustic frequency range		100 Hz - 10000 Hz	100 Hz - 8400 Hz
Harmonic distortion (typical)	500 Hz	<2%	<2%
	800 Hz	<2%	<2%
	1600 Hz	<2%	<2%
Equivalent input noise		22 dB SPL	22 dB SPL
Battery drain (standby)		1.01 mA	1.01 mA
Battery drain*		1.07 mA	1.15 mA
Battery life (Type 312 Zn-Air, 170 mAh)*		160 h	150 h
Mobile phone immunity (IEC 60118-13:2016, ANSI C63.19:2011)		IRIL: -38/-33/-17 dB SPL	U-rating: M4

*Battery life in real-life situations depends among other things on the hearing aid features used and the quality of the battery used.

Do not modify this equipment without authorization of the manufacturer. Spare parts and instructions for correct repair can be acquired from Widex.