

WIDEX MAGNIFY™ RIC 312 D WITH P-RECEIVER

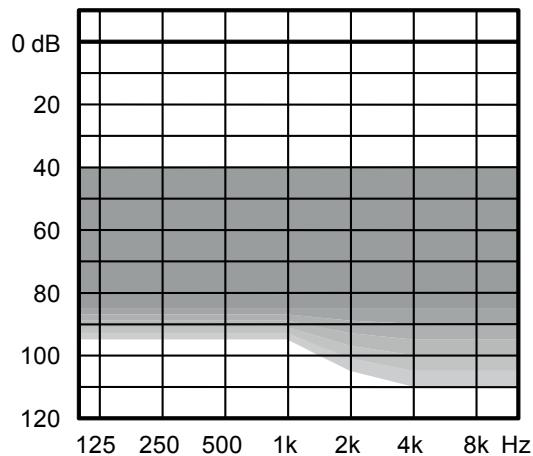


The WIDEX RIC 312 D is part of the MAGNIFY™ family. Built around the MAGNIFY™ platform to deliver better sound via TruAcoustics™ and all on a brand-new chip with greater connectivity.

Fitting RIC 312 D is easier than ever before, thanks to TruAcoustics™ giving a more powerful personalised sound.

- Direct wireless mobile connectivity (2.4 GHz)
- Compatible with the DEX assistive listening devices
- Uses an P-receiver
- Uses a size 312 battery
- Compatible with TV PLAY
- Protection class IP68
- Minimal to severe hearing loss

SUGGESTED FITTING RANGE



STANDARD TECHNOLOGY

- WIDEX MAGNIFY™ platform with Personal Gain Integrator
- TruAcoustics™ for improved sound and fitting

KEY FEATURES	100	50
Processing and fine-tuning channels	6	4
TruAcoustics™ with Personal Gain Integrator	•	•

CONNECTIVITY

2.4 GHz control (Android and iOS)	•	•
2.4 GHz audio streaming (iOS)	•	•
WidexLink to DEX assistive listening devices*	•	•
Telecoil	•	•

APPS FOR iOS AND ANDROID

MAGNIFY App	•	•
TONELINK App	•	•
COM-DEX App	•	•

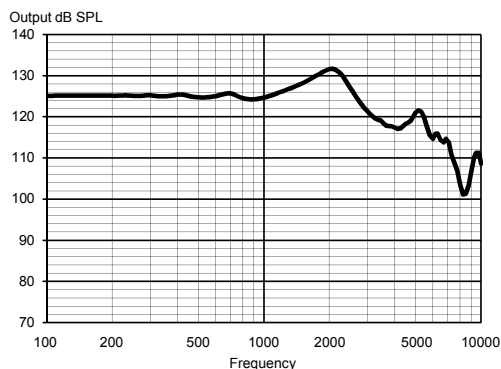
FEATURES

Adaptation manager	Auto	Auto
Programs	3	3
Locator	6 ch	4 ch
Preference Control	•	•
Programmable Push Button**	•	•
Soft-level noise reduction	•	•
Noise Reduction	NR	Minimal
ZEN	•	•
Audibility Extender	•	

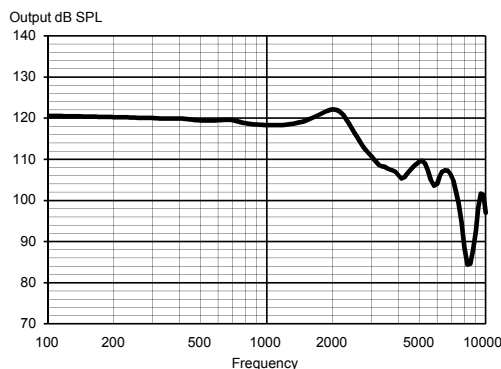
*Also includes DEX assistive listening devices: TV-DEX, COM-DEX, RC-DEX, FM+ DEX, TV-PLAY. **Programmable: As a program button and an on/off switch, As a sound adjustment button and an on/off switch, As a dedicated on/off switch.

For information regarding which devices WIDEX MAGNIFY, direct streaming, is compatible with, please go to: global.widex.com/compatibility

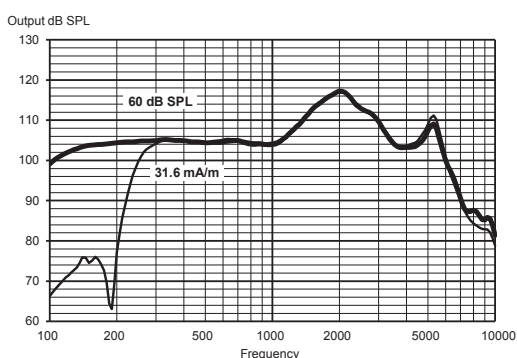
MAXIMUM OUTPUT - EAR SIMULATOR



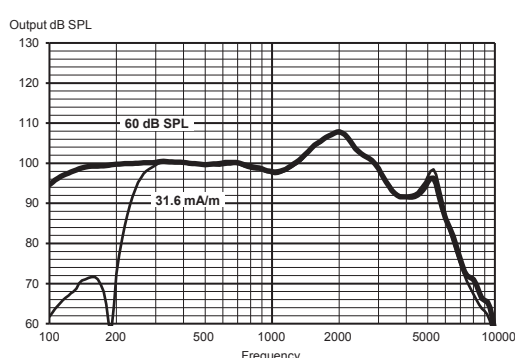
MAXIMUM OUTPUT - 2CC COUPLER



OUTPUT - EAR SIMULATOR



OUTPUT - 2CC COUPLER



Technical data:

Typical data obtained through standard pure tone measurements. Hearing aid set to Compass Reference Test Gain, unless stated otherwise. Measured using a standard ITE coupler without wax guard. For further information, please contact Widex at global.widex.com.

		EAR SIMULATOR IEC 60118-0:1983 + A1:1994	2CC COUPLER IEC 60118-0:2015, ANSI S3.22-2014
OSPL90	1600 Hz	129 dB SPL	120 dB SPL
	Peak	132 dB SPL	122 dB SPL
	Average	127 dB SPL	119 dB SPL
Acoustic output (Input 60 dB SPL)	1600 Hz	114 dB SPL	105 dB SPL
	Peak	117 dB SPL	108 dB SPL
	Average	109 dB SPL	102 dB SPL
Full-on gain (Input 50 dB SPL, Compass Full-on gain)	1600 Hz	64 dB	55 dB
	Peak	70 dB	64 dB
	Average	68 dB	59 dB
Telecoil output (Input 31.6 mA/m)	1600 Hz	114 dB SPL	105 dB SPL
	Peak	117 dB SPL	108 dB SPL
	Average	109 dB SPL	102 dB SPL
Acoustic frequency range		100 Hz - 6750 Hz	100 Hz - 6550 Hz
Harmonic distortion (typical)	500 Hz	<2%	<2%
	800 Hz	<2%	<2%
	1600 Hz	<2%	<2%
Equivalent input noise		20 dB SPL	22 dB SPL
Battery drain (standby)		1.04 mA	1.04 mA
Battery drain*		1.07 mA	1.10 mA
Battery life (Type 312 Zn-Air, 170 mAh)*		160 h	155 h
Mobile phone immunity (IEC 60118-13:2016, ANSI C63.19:2011)		IRIL: -24/-20/-11 dB SPL	U-rating: M4/T4

*Battery life in real-life situations depends among other things on the hearing aid features used, streaming time, and the quality of the battery used.

Do not modify this equipment without authorization of the manufacturer. Spare parts and instructions for correct repair can be acquired from Widex.